

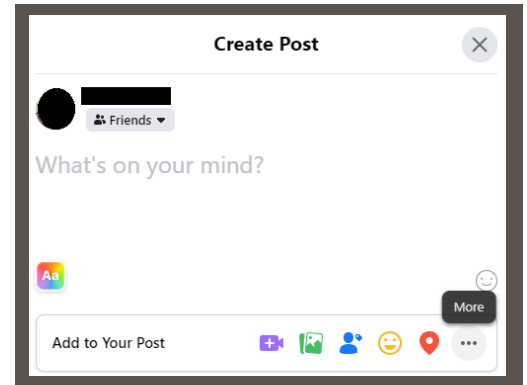


HOW TO CREATE A FACEBOOK FUNDRAISER

1

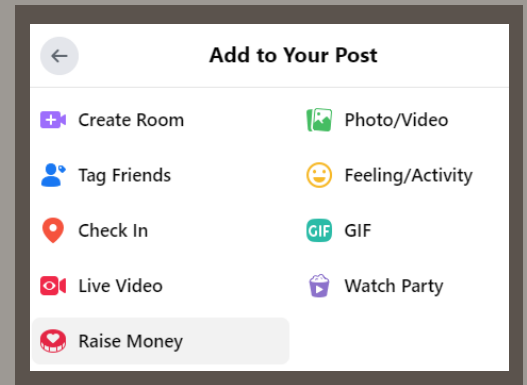
On your profile, click to create a post.

In the bottom right corner click the 3 dots, it will say more.




2

Click raise money



3

In the search bar type Eating Disorders NS



4

Share your story of why Eating Disorders Nova Scotia is important to you and why someone should donate.

